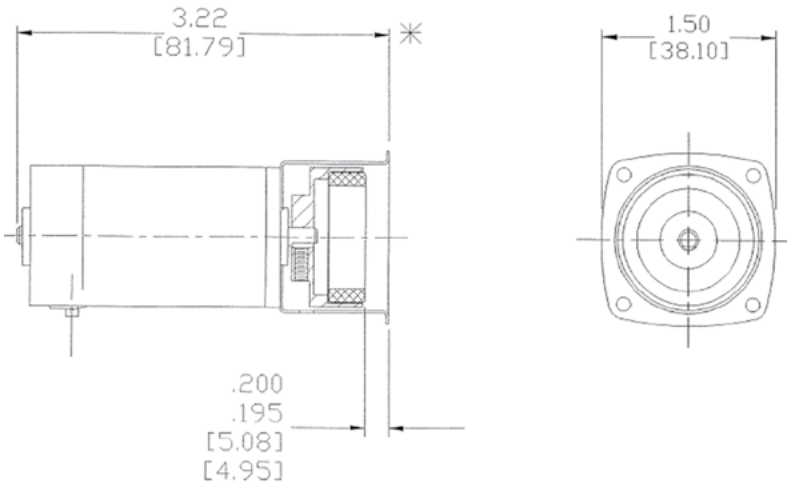


MODEL DC-336.C DRIVE



MOTOR SPECIFICATIONS

TYPE

- Permanent Magnet DC

VOLTAGE

- 24 VDC

NO LOAD SPEED:

- 8000 RPM

AMPERAGE

- .112 AMP. – No Load
- 1.89 AMP. – Stall

TORQUE

- 6.71 OZ. IN. @ Stall

END PLAY

- .015 Max

- Shaft Rotation is CW Looking at Mounting end with Plus (+) on #1 Terminal.

BEARINGS

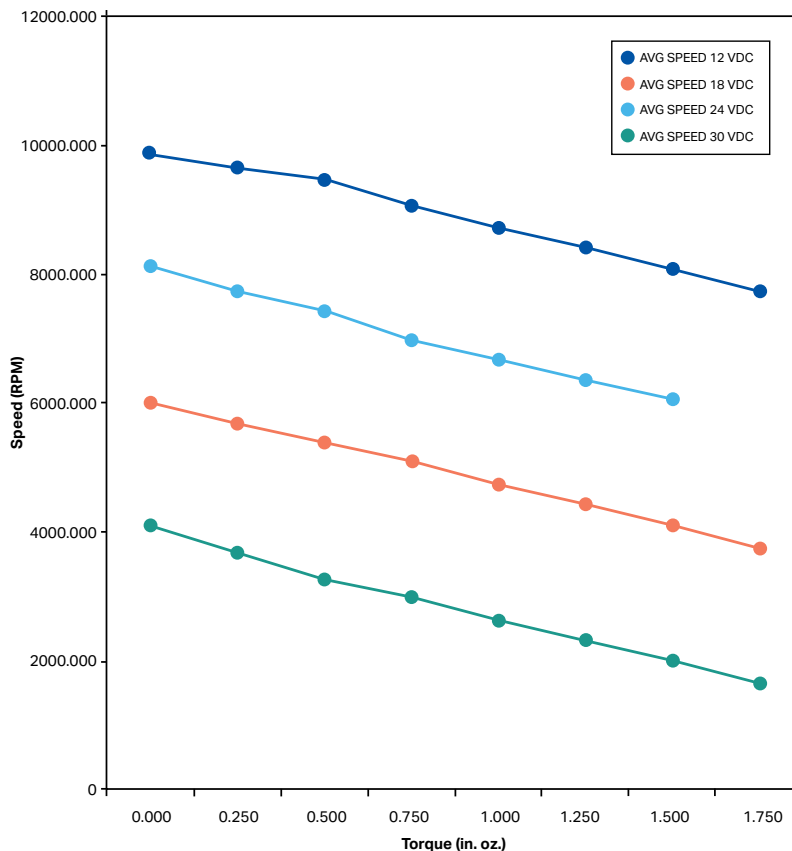
- Sleeve-sintered Bronze

LEADS

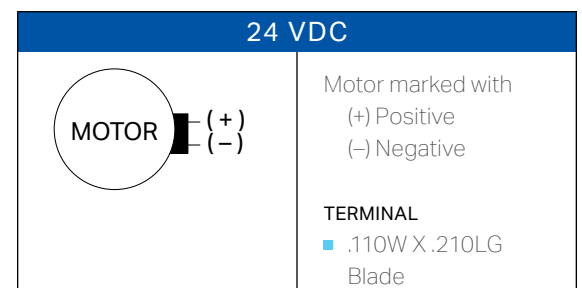
- .110W X .020THK. X .210LG.

AVERAGE TESTED PERFORMANCE

Speed vs. Torque



WIRING CONNECTIONS



MICROPUMP